

3080

PREFERRED

Multipurpose Adhesive

1. PRODUCT NAME

ROBERTS® 3080 Multipurpose Adhesive

2. MANUFACTURER

Roberts Consolidated Industries, Inc.
300 Cross Plains Blvd
Dalton, GA 30721
(866) 435-8665 / (706) 277-5294

3. DESCRIPTION

ROBERTS 3080 Multipurpose is a fast setting, mid-range adhesive that offers a reduced open time and quick leg development. It is the perfect adhesive for jobs that require quick installation times.

Features and Benefits




- Quick leg development
- Strong bond strength
- High tack and fast setting
- Enviro-Friendly – solvent-free and LEED® compliant; VOC 10 g/L, SCAQMD Rule 1168
- Non-flammable. NFPA Class A and UBC Class 1 fire resistance ratings (ASTM E84)
- CRI Green Label Plus® Certified – GLP #36471
- GoldGuard® antimicrobial product protection
- Traffic – Heavy Residential/Moderate Commercial

Uses

For adhering carpet and mineral fibrous felt-backed sheet vinyl.

Carpet Backings – Polypropylene (ActionBac®), woven, hot melt, latex unitary, needle-punch, urethane foam (Enhancer®), polyurethane laminate (LifeSpan®), sponge-rubber, jute, and latex-foam. For backings not listed please contact our Technical Department at (706) 277-5294.

Coverage and Trowel Options*

	1/8" x 1/8" x 1/16" Flooring: Carpet (polypropylene; woven) Coverage: 90-110 ft ² per gallon
	1/8" x 1/8" x 1/8" Flooring: Carpet (polypropylene; woven) Coverage: 65-75 ft ² per gallon
	1/16" x 1/16" x 1/16" Flooring: Felt-Backed Sheet Vinyl Coverage: 170-190 ft ² per gallon

*The trowel notches referenced are those typically recommended for the type of flooring being installed and are shown as a guide. Consult flooring manufacturer for their specific trowel recommendations.

Substrates

Concrete, APA rated plywood, vinyl composition tile (free of wax) and terrazzo.

Limitations

- For interior installations only.
- Do not use for pure vinyl or vinyl-backed products.
- Ensure adequate ventilation during flooring installation.
- Refer to Safety Data Sheet, www.robertsconsolidated.com, industry standards, and manufacturer's guidelines and specific recommendations prior to installation for additional information.

4. TECHNICAL DATA

Product Type:	SBR Latex
Color:	Beige
Odor:	Very mild, non-offensive
Open Time:	Up to 30 minutes
Working Time:	Up to 50 minutes
VOC:	10 g/L
MVER:	5 lbs or less (ASTM F1869) / 80% RH or less (ASTM F2170)
pH:	Must not exceed 9.0
Shelf Life:	1 year in unopened container
Storage:	Protect from freezing. Does not require thinning.



5. INSTRUCTIONS

Preparation

Subfloors must be structurally sound, dry, smooth, flat ($\leq 3/16"$ within 10'), level and free of excess moisture/alkali and all substances (oil, wax, grease, paint, oil based sealers, adhesive residue, etc.) that may inhibit the bond of the adhesive or the performance of the flooring or its installation.

All substrate cracks, chips, holes, joints, high spots and irregularities must be adequately repaired. Expansion or other moving joints must not be filled or covered with flooring. Patching compounds must be suitable for the use application, cement based and polymer-modified, and applied according to the manufacturer's instructions.

Installation

This product is ready to use and does not require mixing. Materials and area temperature must be between 65-95°F with a maximum RH of 65% for 48 hours before and during installation as well as for 72 hours afterward. Large temperature or humidity increases or decreases can affect the flooring and performance of the installation. Lift a corner periodically to ensure 100% coverage of adhesive to the flooring backing and the substrate to ensure a void free bond.

Spread adhesive uniformly. Adhesive ridges should be of sufficient height to achieve full coverage of the substrate and the deepest recesses in the back of the flooring material. Place flooring into the adhesive while the adhesive is still fresh. The amount of time in which you have to place the flooring will vary with temperature and humidity

Curing

Up to 24 hours. High temperature and low humidity will cause the adhesive to cure faster.

After installation, restrict foot traffic and moving of heavy objects for 24-48 hours to allow adhesive to cure properly. Premature traffic can cause installation failure.

Clean-up

Fresh adhesive – warm soapy water.

Dried adhesive – use mineral spirits sparingly with a clean, white cotton cloth. **DO NOT POUR DIRECTLY ONTO FLOORING.**

6. AVAILABILITY

Packaging

4 gallon Plastic Pail (15.14 L)	R3080-4	075378308041
---------------------------------	---------	--------------

7. WARRANTY

5-Year Direct Bond

ROBERTS warrants that this product will be free from manufacturing defects for 12 months from the date of manufacture, when applied in accordance with ROBERTS' instructions and industry standards. ROBERTS' sole liability is to either supply new product or refund the original purchase price. **This limited warranty excludes all other express warranties including the warranties of merchantability for a particular use or purpose.** Any implied warranties arising by operation of law are limited to one year. ROBERTS will not be liable for any incidental or consequential damages.

Visit www.robertsconsolidated.com for full warranty details.

8. MAINTENANCE

Not applicable.

9. TECHNICAL SERVICES

For technical assistance or installation questions not covered in this document, please contact our Technical Services Department at (706) 277-5294 or visit robertsconsolidated.com.

10. FILING SYSTEM

Division 9



ROBERTS®, GoldGuard®, and the e® logo are registered trademarks of Roberts Consolidated Industries, Inc. • Q.E.P.® is a registered trademark of Q.E.P. Co., Inc. CRI Green Label +Plus® is a registered trademark of The Carpet and Rug Institute • LEED®, and its related logo, is a trademark owned by the U.S. Green Building Council® and is used with permission.