

1520

PREFERRED

Urethane Flooring Adhesive

1. PRODUCT NAME

ROBERTS® 1520 Urethane Flooring Adhesive

2. MANUFACTURER

Roberts Consolidated Industries, Inc.

300 Cross Plains Blvd
Dalton, GA 30721
(866) 435-8665 / (706) 277-5294

3. DESCRIPTION

ROBERTS 1520 is a single component, moisture-cure urethane adhesive formulated to bond engineered wood, solid wood, teak and bamboo flooring. ROBERTS 1520 has excellent upfront green grab and develops a permanent bond and remains flexible to withstand expansion and contraction of the flooring without stressing the adhesive. Once adhesives is cured, it is unaffected by moisture.




Features and Benefits

- Permanent, tenacious bond with high elongation properties
- Highly elastomeric to move with the expansion/contraction of wood
- Cured adhesive is unaffected by moisture
- Excellent green grab, low VOC
- Ideal for wood planks wider than 5"
- Suitable for rubber flooring installations

Uses

For bonding solid wood plank, bamboo, teak, flat milled shorts, finger block parquet (plain back), engineered and acrylic impregnated floorings (that are recommended for glue-down applications). May also be used to glue down cork underlayment, plywood and rubber flooring. Note: Always follow flooring manufacturer's installation instructions.

Coverage and Trowel Options*

	1/4" x 1/4" x 1/4" Flooring: < 5/8" Engineered Wood, Solid Wood and Bamboo Coverage: 30-40 ft ² per gallon
	1/4" x 1/8" x 1/4" Flooring: 3/8" to 5/8" Engineered Wood Coverage: 35-40 ft ² per gallon
	3/16" x 5/32" Flooring: 1/4" to 3/8" Engineered Wood Coverage: 45-50 ft ² per gallon

*The trowel notches referenced are those typically recommended for the type of flooring being installed and are shown as a guide. Consult flooring manufacturer for their specific trowel recommendations.

Substrates

Concrete; APA or PS1-95 rated plywood; underlayment-grade oriented strand board (lightly sanded); radiant-heat flooring; vinyl composition tile (well bonded, free of wax, residential engineered wood flooring only); acoustic cork underlayment; primed gypsum underlayment and terrazzo (free of wax/sealers).

Limitations

- Ensure moisture content of wood flooring and substrates are within the wood manufacturer's specified range.
- Ensure adequate ventilation during flooring installation.
- Do not use in areas subject to hydrostatic pressure.
- Do not use on wet, dusty, contaminated or friable substrates.
- Do not install solid wood, teak or bamboo flooring below grade.
- Refer to Safety Data Sheet, www.robertsconsolidated.com, industry standards and manufacturer's guidelines and specific recommendations prior to installation for additional information.

4. TECHNICAL DATA

Product Type:	Moisture-Cure Urethane
Color:	Tan
Odor:	Mild
Open Time:	Up to 60 minutes
VOC:	< 30 g/L
Shelf Life:	1 year in unopened container
Storage:	Store in a cool, dry place. Keep away from excess heat. Freeze-thaw stable (3 cycles). Does not require thinning.



5. INSTRUCTIONS

Preparation

Substrate, flooring material and adhesive must be fully acclimated prior to installation at the same temperature and humidity level expected during normal use (between 65°F and 95°F) with a relative humidity (RH) no greater than 65%, per ASTM F2170. Floor moisture must not be greater than 5 lb. / 1000ft² / 24 hours, per ASTM F1869.

Subfloors must be structurally sound, dry, smooth, flat ($\leq 3/16$ " within 10'), level and free of excess moisture/alkali and all substances (oil, wax, grease, paint, oil based sealers, adhesive residue, etc.) that may inhibit the bond of the adhesive or the performance of the flooring or its installation.

All substrate cracks, chips, holes, joints, high spots and irregularities must be adequately repaired. Expansion or other moving joints must not be filled or covered with flooring. Patching compounds must be suitable for the use application, cement based and polymer-modified, and applied according to the manufacturer's instructions.

Installation

Maintain the same temperature and humidity during the life of the installation (between 65°F and 95°F). Large temperature or humidity increases or decreases can affect the flooring and performance of the installation. Lift a board periodically to ensure 100% coverage of adhesive to the floor backing and the substrate to ensure a void free bond. Roll flooring installation with the manufacturer's recommended roller to ensure proper contact. This product is not photochemically reactive.

Wet-Lay Method – Apply adhesive to substrate with appropriate trowel. Immediately install flooring into wet adhesive.

Walk-On Method – Apply adhesive to substrate with appropriate trowel and allow it to develop tack. Install flooring into adhesive. After your "walk-on" set of boards have been installed; secure them with the appropriate surface tape to prevent boards from sliding or separating.

Curing

Under ambient conditions of around 70°F/45% RH, the adhesive should set to allow light foot traffic after 4 hours. Normal traffic can resume after 12 hours.

After installation, restrict foot traffic and moving of heavy objects for 12 hours to allow adhesive to cure properly. Premature traffic can cause installation failure.

ROBERTS 1520 is a chemical curing adhesive and once dry will form a chemical bond with the flooring surface. Clean any adhesive from surface flooring immediately with ROBERTS 5505 Urethane Adhesive Remover.

Clean-up

Fresh adhesive – Use ROBERTS 5505 Urethane Adhesive Remover sparingly with a clean, white cotton cloth to immediately clean any adhesive from the floor surface. Always test on a scrap of flooring material prior to using on an installed floor to ensure that the cleaner will not damage the surface. **DO NOT POUR CLEANER DIRECTLY ONTO FLOORING.**

Dried adhesive – Do not allow adhesive to cure on flooring surface, tools, or equipment. Cured adhesive will be difficult to remove. If adhesive dries on floor finish carefully scrape excess adhesive with plastic putty knife and use ROBERTS 5505 (see label instructions for proper clean up of dried adhesive). Avoid damaging the finish. Touch up any scratched finish with wood flooring manufacturer's repair finish.

6. AVAILABILITY

Packaging

4 gallon Metal Pail (15.14 L)	1520-4	075378152040
-------------------------------	--------	--------------

7. WARRANTY

5-Year Direct Bond

ROBERTS warrants that this product will be free from manufacturing defects for 12 months from the date of manufacture, when applied in accordance with ROBERTS' instructions and industry standards. ROBERTS' sole liability is to either supply new product or refund the original purchase price. **This limited warranty excludes all other express warranties including the warranties of merchantability for a particular use or purpose.** Any implied warranties arising by operation of law are limited to one year. ROBERTS will not be liable for any incidental or consequential damages.

Visit www.robertsconsolidated.com for full warranty details.

8. MAINTENANCE

Not applicable.

9. TECHNICAL SERVICES

For technical assistance or installation questions not covered in this document, please contact our Technical Services Department at (706) 277-5294 or visit robertsconsolidated.com.

10. FILING SYSTEM

Division 9



ROBERTS® and the e® logo are registered trademarks of Roberts Consolidated Industries, Inc. • Q.E.P.® is a registered trademark of Q.E.P. Co., Inc.

11180