

7200

SUPERIOR

Wall Base Adhesive

1. PRODUCT NAME

ROBERTS® 7200 Wall Base Adhesive

2. MANUFACTURER INFORMATION

Roberts Consolidated Industries, Inc.

300 Cross Plains Blvd
Dalton, GA 30721
(866) 435-8665 / (706) 277-5294

3. DESCRIPTION

ROBERTS 7200 is a superior performing wall base adhesive with exceptional wet grab and rapid set-up for the fast installation of wall base.




Features and Benefits

- Excellent holding power and great wet suction
- Fast set-up and non-staining formula
- Strong initial grab for holding heavy rubber wall base
- Outstanding plasticizer migration resistance
- Enviro-Friendly – solvent-free and LEED® compliant; VOC < 1 g/L, SCAQMD Rule 1168
- CRI Green Label Plus® Certified – GLP #71129
- GoldGuard® antimicrobial product protection

Uses

For adhering vinyl, rubber and carpet wall base.

Coverage and Trowel Options*

	1/8" x 1/8" x 1/8" Flooring: Wall Base (4") Coverage: 100-150 lineal feet per gallon
	3/16" x 5/32" Flooring: Wall Base (4") Coverage: 120-150 lineal feet per gallon
	Snozzle Flooring: Wall base (4") Coverage: 50-60 lineal feet per 30 oz

*The trowel notches referenced are those typically recommended for the type of flooring being installed and are shown as a guide. Consult flooring manufacturer for their specific trowel recommendations.

Substrates

Porous wall surfaces such as gypsum drywall, plaster, brick, concrete block and wood.

Limitations

- ROBERTS 7200 is not recommended over nonporous or painted surfaces.
- For interior installations only.
- Concrete and plaster must be properly seasoned and dry prior to installation.
- Ensure adequate ventilation during flooring installation.
- Refer to Safety Data Sheet, www.robertsconsolidated.com, industry standards, and manufacturer's guidelines and specific recommendations prior to installation for additional information.

4. TECHNICAL DATA

Product Type:	Acrylic Polymer Paste
Color:	Creamy Tan
Odor:	Mild, sweet odor; odorless when dry
Open Time:	Up to 10 minutes
Working Time:	Up to 30 minutes
VOC:	< 1 g/L
pH:	Must not exceed 9.3
Shelf Life:	1 year in unopened container
Storage:	Protect from freezing



5. INSTRUCTIONS

Preparation

Surface must be structurally sound, dry, smooth, flat, level and free of excess moisture/alkali and all substances (oil, wax, grease, paint, oil based sealers, adhesive residue, etc.) that may inhibit the bond of the adhesive or the performance of the installation.

All substrate cracks, chips, holes, high spots and irregularities must be adequately repaired to ensure smooth, finished appearance. Patching compounds must be suitable for the use application, polymer-modified and applied according to the manufacturer's instructions.

Installation

Materials and area temperature must be 65–95°F with a maximum RH of 65% for 48 hours before and during installation as well as for 72 hours afterward. Large temperature or humidity increases or decreases can affect the wall base and performance of the installation. Ensure 100% transfer of adhesive to the wall base and the wall surface.

Trim any vinyl wall coverings to 1/4" below the top of the wall base. Spread adhesive uniformly to the wall or to the back of the wall base. Press the wall base firmly in place while the adhesive is still wet (typically within 10 minutes). The amount of time in which you have to place the wall base will vary with temperature and humidity.

Use a hand roller to press and smooth wall base into the adhesive. Always roll back to the starting point to prevent stretching the adhesive.

Curing

High temperature and low humidity will cause the adhesive to cure faster. Restrict foot traffic and moving of heavy objects and allow 24–48 hours for adhesive to cure properly. Premature traffic can cause installation failure.

Clean-up

Fresh adhesive – remove wet adhesive immediately with a warm, damp cloth.
Dried adhesive – use mineral spirits sparingly with a clean, white cotton cloth.
DO NOT POUR DIRECTLY ONTO FLOORING.

6. AVAILABILITY

Packaging

4 gallon Plastic Pail (15.14 L)	7200-4	075378720041
1 gallon Plastic Pail (3.78 L)	7200-1	075378720010
30 ounce Tube (887 mL)	7200-30C	075378720072
11 ounce Tube (325 mL)	7200-11C	075378720065

7. WARRANTY

ROBERTS warrants that this product will be free from manufacturing defects for 12 months from the date of purchase, when applied in accordance with ROBERTS' instructions and industry standards. ROBERTS' sole liability is to either supply new product or refund the original purchase price. **This limited warranty excludes all other express warranties including the warranties of merchantability for a particular use or purpose.** Any implied warranties arising by operation of law are limited to one year. ROBERTS will not be liable for any incidental or consequential damages.

Visit www.robertsconsolidated.com for full warranty details.

8. MAINTENANCE

Not applicable.

9. TECHNICAL SERVICES

For technical assistance or installation questions not covered in this document, please contact our Technical Services Department at (706) 277-5294 or visit robertsconsolidated.com.

10. FILING SYSTEM

Division 9



ROBERTS®, GoldGuard®, and the e® logo are registered trademarks of Roberts Consolidated Industries, Inc. • Q.E.P.® is a registered trademark of Q.E.P. Co., Inc.
 *LEED® and related logo is a trademark owned by the U.S. Green Building Council • CRI Green Label +Plus® is a registered trademark of The Carpet and Rug Institute

10985